




A balanced and stable  
*Look*




Double Charge  
COLLECTION



# Double Charge



600x1200mm



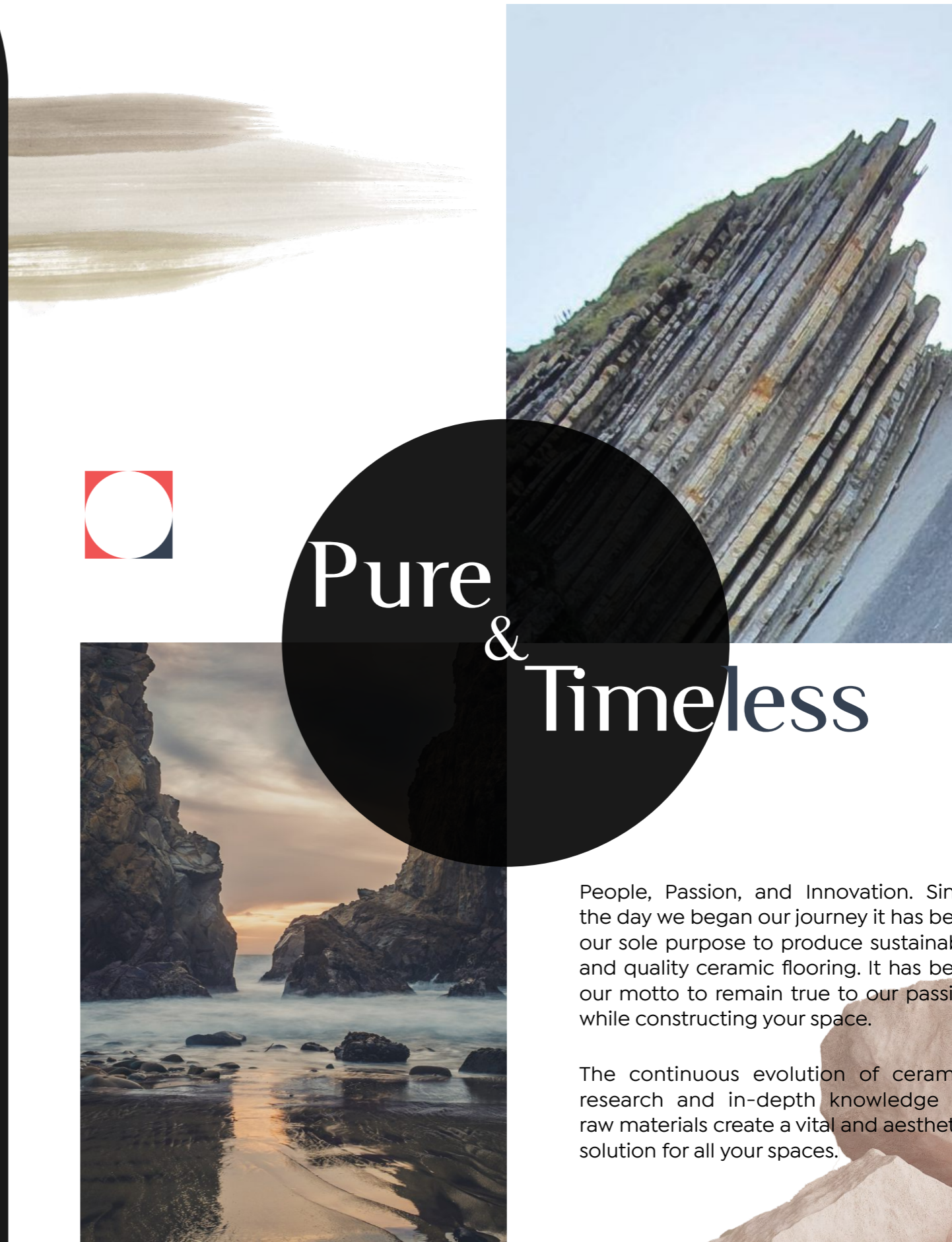
Double Charge




Pure  
&  
Timeless

People, Passion, and Innovation. Since the day we began our journey it has been our sole purpose to produce sustainable and quality ceramic flooring. It has been our motto to remain true to our passion while constructing your space.

The continuous evolution of ceramic research and in-depth knowledge of raw materials create a vital and aesthetic solution for all your spaces.




# We Shape Emotions




# The Art Of Fusioning




# INDEX



Amazon



Chilli




Arctic



Domino




Maxi



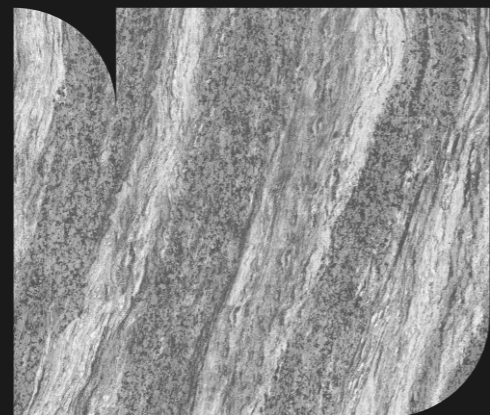
Rust




Olwin




Santa



Slate



Tony



This collection has a soft touch and an extremely natural character. Its surfaces are made with a technical excellence that is capable of dialoguing with the most diverse interior design solutions.

# Amazon Series

Gives your space a personalized touch.




Size:  
**600x1200mm**

Finish:  
**Double Charge**

Random:  
**01**



Amazon Multi



# Amazon Multi




Size: 600x1200mm

Finish: Double Charge

Random: 01

:: Available Color ::



Brown





This collection has a soft touch and an extremely natural character. Its surfaces are made with a technical excellence that is capable of dialoguing with the most diverse interior design solutions.

# Arctic Series

Bringing to you efficiency and innovation.



Size:  
**600x1200mm**

Finish:  
**Double Charge**

Random:  
**01**



Arctic Moca



# Arctic Moca



Size: 600x1200mm


Finish: Double Charge

Random: 01


:: Available Color ::



Bianco



Azul




Sky



Grey



Moca



This collection has a soft touch and an extremely natural character. Its surfaces are made with a technical excellence that is capable of dialoguing with the most diverse interior design solutions.

# Chilli Series

Giving  
life to  
your  
imagination.



Size:  
**600x1200mm**

Finish:  
**Double Charge**

Random:  
**01**




FLOORS

- < 101 TO 106
- < 201 TO 206
- < 301 TO 306
- < 401 TO 406
- < 501 TO 506
- < 601 TO 606

SOM

Chilli Azul



# Chilli Azul



Size: 600x1200mm ◀

Finish: Double Charge ◀

Random: 01 ◀


:: Available Color ::



Beige



Bianco



Blue



# Chilli Bianco



Size: 600x1200mm ◀

Finish: Double Charge ◀

Random: 01 ◀

:: Available Color ::



Moca



Coffee



Grey



This collection has a soft touch and an extremely natural character. Its surfaces are made with a technical excellence that is capable of dialoguing with the most diverse interior design solutions.

# Domino Series

Discover  
a world  
of your  
own.



Size:  
**600x1200mm**

Finish:  
**Double Charge**

Random:  
**03**





Domino Beige



# Domino Beige



Size: 600x1200mm


Finish: Double Charge

Random: 03


:: Available Color ::



Bianco




Blue



Moca



Gold



Grey



This collection has a soft touch and an extremely natural character. Its surfaces are made with a technical excellence that is capable of dialoguing with the most diverse interior design solutions.

# Maxi Series

Size:  
**600x1200mm**

Finish:  
**Double Charge**

Random:  
**01**

The  
much  
needed  
redesign.






Maxi Grey




:: Available Color ::



Azul



Beige



Bianco



Brown

# Maxi Grey

Size: 600x1200mm ◀

Finish: Double Charge ◀

Random: 01 ◀





This collection has a soft touch and an extremely natural character. Its surfaces are made with a technical excellence that is capable of dialoguing with the most diverse interior design solutions.

# Olwin Series

Definition  
your  
space  
needed.



Size:  
**600x1200mm**

Finish:  
**Double Charge**

Random:  
**01**



Olwin Beige



# Olwin Beige



Size: 600x1200mm


Finish: Double Charge

Random: 01

:: Available Color ::




Bianco




Azul



Moca



Grey



Sky





This collection has a soft touch and an extremely natural character. Its surfaces are made with a technical excellence that is capable of dialoguing with the most diverse interior design solutions.

# Rust Series

Definition  
your  
space  
needed.



Size:  
**600x1200mm**

Finish:  
**Double Charge**

Random:  
**03**



Rust Moca



# Rust Moca




Size: 600x1200mm

Finish: Double Charge

Random: 03

:: Available Color ::



Azul



Beige




Bianco



Grey



Sky



This collection has a soft touch and an extremely natural character. Its surfaces are made with a technical excellence that is capable of dialoguing with the most diverse interior design solutions.

# Santa Series

Diversity  
that  
brings a  
difference.



Size:  
**600x1200mm**

Finish:  
**Double Charge**

Random:  
**01**

PRO-CARE HOSPITAL

PATHOLOGY


URO DYNAMIC

I.C.U / I.T.U

O.P.D

ENDOSCOPY

Santa Grey



# Santa Grey



Size: 600x1200mm


Finish: Double Charge

Random: 01

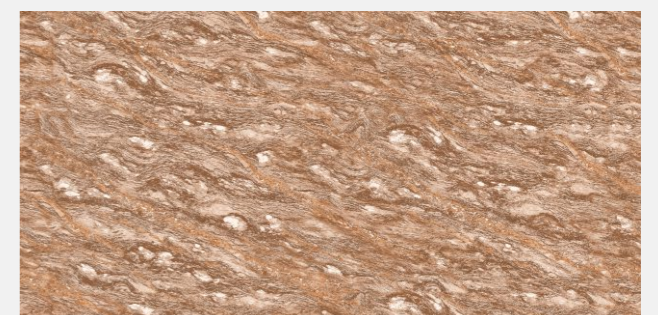
:: Available Color ::



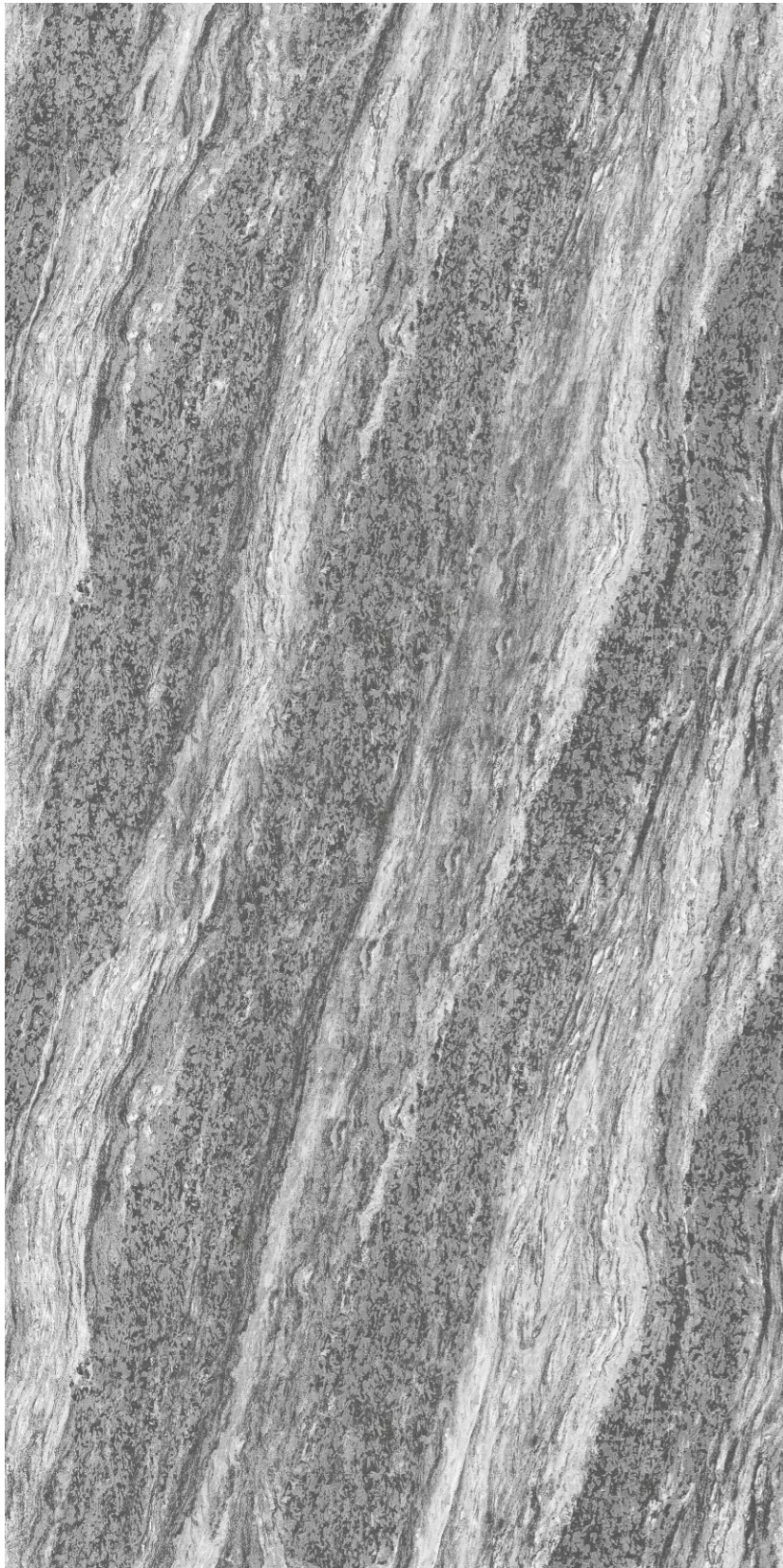
Beige



Azul



Moca



This collection has a soft touch and an extremely natural character. Its surfaces are made with a technical excellence that is capable of dialoguing with the most diverse interior design solutions.

# Slate Series

· Fulfill  
your  
artistic  
dreams.



Size:  
**600x1200mm**

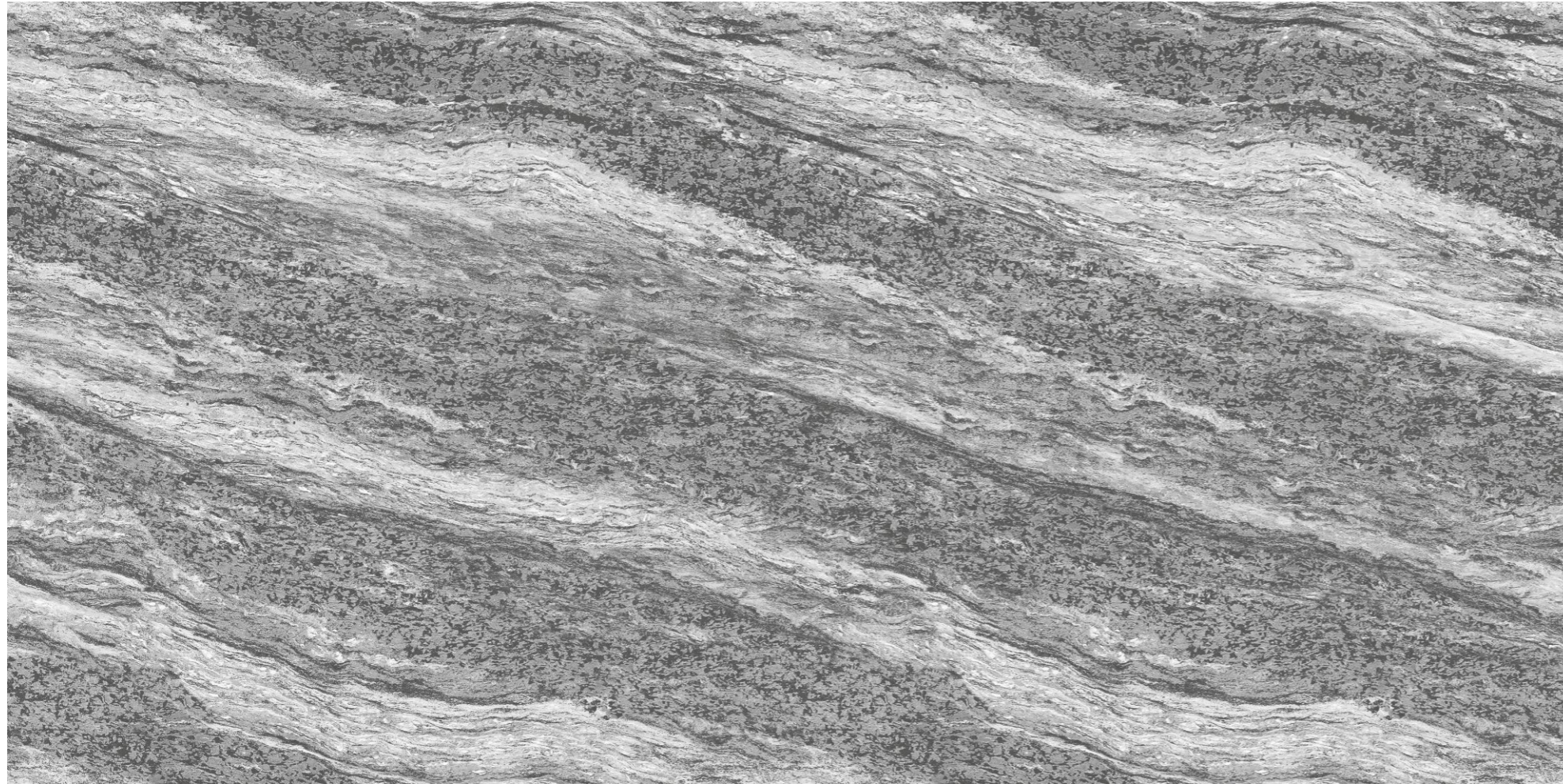
Finish:  
**Double Charge**

Random:  
**01**



Slate Grey





# Slate Grey



Size: 600x1200mm


Finish: Double Charge

Random: 01

:: Available Color ::



Beige



Azul



Moca



Bianco



This collection has a soft touch and an extremely natural character. Its surfaces are made with a technical excellence that is capable of dialoguing with the most diverse interior design solutions.

# Tony Series

·Expand  
your  
living  
standards.



Size:  
**600x1200mm**

Finish:  
**Double Charge**

Random:  
**01**

0-15  
CEPTION

23-

LOUNGE

Tony Brown





# Tony Brown




Size: 600x1200mm ◀

Finish: Double Charge ◀

Random: 01 ◀

:: Available Color ::



Blue



Beige



Grey



## TECHNICAL SPECIFICATION

### PACKING DETAILS

| SR. NO | PRODUCT         | NOMINAL SIZE | THICKNESS | TILES PER BOX | COVERAGE AREA |
|--------|-----------------|--------------|-----------|---------------|---------------|
| 1      | VITRIFIED TILES | 600x1200mm   | 9.50mm    | 2             | 1.44 Sq. Mtr. |

| CHARACTERISTIC                           | STANDARD AS PER ISO-13006/EN 14411 GROUP Bla | MEAN VALUE OF POLISHED GVT | MEAN VALUE OF RUSTIC GVT    | TEST METHOD  |
|--|--|----------------------------|-----------------------------|--------------|
| <b>REGULATORY PROPERTIES</b>             |  |                            |                             |              |
| Deviation in length & width              | ±0.5 %                                       | ±0.1 %                     | ±0.1 %                      | ISO-10545-2  |
| Deviation in thickness                   | ±5.0 %                                       | ±4.0 %                     | ±4.0 %                      | ISO-10545-2  |
| Straightness in side                     | ±0.5 %                                       | ±0.1 %                     | ±0.1 %                      | ISO-10545-2  |
| Rectangularity                           | ±0.5 %                                       | ±0.1 %                     | ±0.1 %                      | ISO-10545-2  |
| Surface flatness                         | ±0.5 %                                       | ±0.2 %                     | ±0.2 %                      | ISO-10545-2  |
| Color difference                         | Unaltered                                    | No change                  | No change                   | ISO-10545-16 |
| Glossiness                               | As per mfg                                   | Min 90%                    | Min 4%                      | GLOSSOMETER  |
| <b>STRUCTURAL PROPERTIES</b>             |  |                            |                             |              |
| Water absorption                         | < 0.50 %                                     | < 0.20 %                   | < 0.20 %                    | ISO-10545-3  |
| Apparent density                         | > 2.0 g/cc                                   | >2.10 g/cc                 | >2.10 g/cc                  | DIN 51082    |
| <b>MASSIVE MECHANICAL PROPERTIES</b>     |  |                            |                             |              |
| Modulus of rupture                       | Min. 35 N/mm <sup>2</sup>                    | Min. 40 N/mm <sup>2</sup>  | Min. 40 N/mm <sup>2</sup>   | ISO-10545-4  |
| Breaking strength                        | Min. 1300 N                                  | Min. 2000 N                | Min. 2000 N                 | ISO-10545-4  |
| Impact resistance                        | As per mfg.                                  | Min. 0.55                  | Min. 0.55                   | ISO-10545-5  |
| <b>SURFACE MECHANICAL PROPERTIES</b>     |  |                            |                             |              |
| Surface abrasion resistance              | As per mfg.                                  | Min. Class-3               | Min. Class-4                | ISO-10545-7  |
| MOH's hardness                           | As per mfg.                                  | Min. 4                     | Min. 5                      | EN 101       |
| <b>THERMO HYGROMETRIC PROPERTIES</b>     |  |                            |                             |              |
| Frost resistance                         | No damage                                    | No damage                  | No damage                   | ISO-10545-12 |
| Thermal shock resistance                 | No damage                                    | No damage                  | No damage                   | ISO-10545-9  |
| Moisture expansion                       | Nil  | Nil                        | Nil                         | ISO-10545-10 |
| Thermal expansion (COE)                  | Max. 9.0 x 10 <sup>-6</sup>                  | Max. 6.5x10 <sup>-6</sup>  | Max. 6.5 x 10 <sup>-6</sup> | ISO-10545-8  |
| Crazing resistance                       | As per mfg.                                  | Min. 10 Cycle              | Min. 10 Cycle               | ISO-10545-11 |
| <b>CHEMICAL PROPERTIES</b>               |  |                            |                             |              |
| Chemical resistance                      | No damage                                    | No damage                  | No damage                   | ISO-10545-13 |
| Stain resistance                         | Resistant                                    | Resistant                  | Resistant                   | ISO-10545-14 |
| <b>SAFETY PROPERTIES</b>                 |  |                            |                             |              |
| Slip resistance                          | As per mfg.                                  | >0.40                      | >0.40                       | ISO-10545-17 |
| Fire resistance                          | As per mfg.                                  | Fire proof                 | Fire proof                  | N. A.        |
| Lead & Cadmium given off by glazed tiles | As per mfg.                                  | Does not yield Pb & Cd     | Does not yield Pb & Cd      | ISO-10545-15 |

